

# Eco-Products® Custom Printed Hot Cup, Soup Cup, and Food Containers Custom Artwork Specification Sheet

Eco-Products® wants to help you promote your brand. We know that combining more sustainable products with innovative, cutting edge custom branding will help you engage with your customers and stand out from the crowd. Use this step-by-step guide to ensure that your custom print project goes as smoothly as possible.

## TOPICS


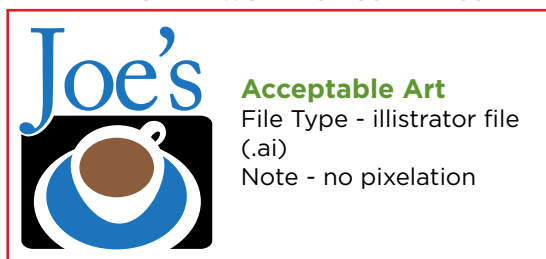
1. Customer artwork submission
2. Print specifications
3. Microsoft Tag
4. Required artwork
5. Sample layouts for reference
6. Proof delivery and review
7. Custom product proof sample

## 1. Customer artwork submission

Artwork must meet all guidelines as listed below to ensure proper printing. Please forward these guidelines to customer’s designers to ensure all logo and artwork has been properly prepared. Our graphics team will inform you of any issues and will help to resolve them when possible. Please email questions to Lindsey Wohlman at [lindsey@ecoproducts.com](mailto:lindsey@ecoproducts.com).

- **File type** Acceptable artwork file types - Adobe Illustrator (.AI), Encapsulated Post Script (.EPS) or PDF containing computer lines (vector artwork).

### REFERENCE ARTWORK FOR COMPARISON



## Additional Artwork Considerations

- **Fonts** - all fonts must be outlined or font files must be sent with artwork. If fonts are not available, Eco-Products can purchase fonts and the cost will be included in final invoice. See reference art.



- **Fine lines in artwork** - lines can be no thinner than 1 pt stroke (.032 inch)



**Unacceptable Art**

Customer's art contains lines that are thinner than 1 pt. Thicken lines to 1 pt (.0312 inches) to ensure proper printing.

- **Colors** - products are printed using up to 4 Pantone colors. Please include pantone swatch numbers in work file. If artwork is CMYK, designer will convert artwork to Pantone. To ensure exact colors, please verify proof against a Pantone Color Guide book (available at local print shops)



**Acceptable Art**

3 color artwork (pantone blue, black, and brown)

- **Color transparencies** - Transparent colors (known as lighter versions of solid colors) are acceptable in artwork. Transparent colors are considered individual colors and will be charged plate fees and case upcharges.



**Acceptable Art**

Art contains transparencies of colors. Only solid Pantone colors can be printed.

- **Color gradients and shading** - Eco-Products cannot print shading or gradients. All gradients must be removed for artwork to be acceptable.



**Unacceptable Art**

Issue - Artwork contains shading (or gradients). Solution - gradients need to be converted to solid colors.

## 2. Print specifications

**Colors** - 4 spot colors (Pantone Solid Uncoated) maximum. Transparencies are acceptable. Color variation can occur up to 5% of Pantone swatch.

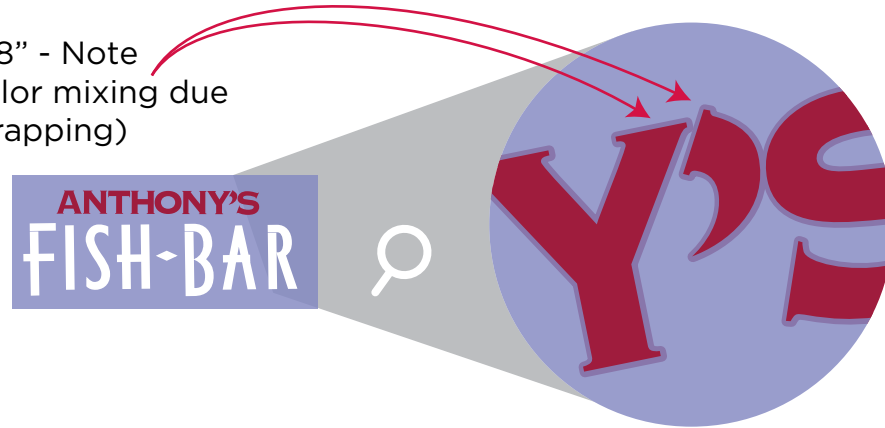
**Color Conversion** - Any artwork delivered with non-Pantone color designations will be converted by Eco-Products Designers. To verify color, review using a Pantone Color Guide book for a more exact indication of printed color. *Please note - viewing colors on computer monitors or print-outs from office printers do not accurately represent Pantone colors.*

**Bleed** - Full bleed is available on all printed paper products excluding the hot and cold food containers (products with the prefix "EP-BRSC"). Due to the double lining on this container, a white border of 3 mm (8 oz.) and 5 mm (12 - 32 oz.) must be built into the artwork.

**Seam** - Artwork can be printed to the edge of the seams. Seam alignment will vary between product samples and can shift in any direction as much as 2 mm. Eco-Products cannot guarantee alignment for artwork that crosses the seam. Please consider keeping significant artwork off seams.

**Trapping** - All colors must be trapped to allow slight overlap on where colors meet. Trapping is not indicated on proof. If artwork is not trapped it will be adjusted by an Eco-Products Designer. See example below for consideration in artwork. Please note - trap will not be visible on your digital proof.

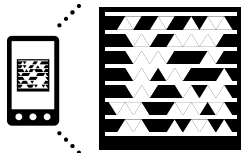
Trap size - 1/8" - Note additional color mixing due to overlap (trapping)




### 3. Microsoft Tags

Spread the word with Tags from Eco-Products®. Using Microsoft Tag technology you can instantly engage and connect your customers with rich media promoting your environmental efforts. Tags link to videos explaining environmental benefits or our website or link to your customer's website.

Scan with your smartphone to learn more about this company and their environmental efforts



Get the free mobile app at <http://gettag.mobi>



VIDEO



WEBSITE

## 4. Required artwork

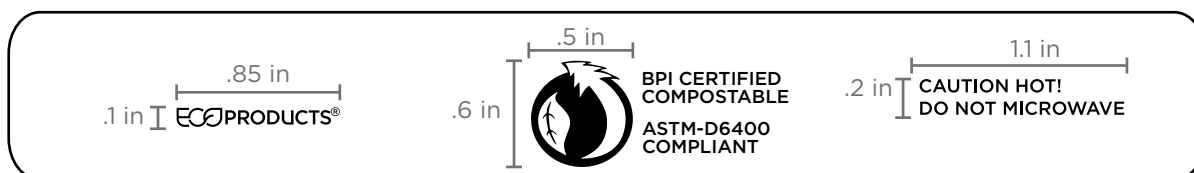
**Eco-Products® Logo** - Required on all products. This designates that your customer's are using an environmentally preferred product. Logo can be sized no smaller than .85 inch by .1 inch. Logo can be placed in any location on artwork and colored to match. If customer is unsure of location preference, please see below for a few examples to help choose a design layout.

**Compostable Products** - All compostable products must have the Biodegradable Products Institute (BPI) and ASTM specifications on artwork. This informs users that products should not be recycled and when available to place them in designated compost receptacles. Logo can be placed in any location on artwork and colored to match. If customer is unsure of location preference, please see below for a few examples to help choose a design layout.

**Recycled Products** - A recycling statement is encouraged to show customer's commitment to sustainability. Any statement is welcome. If customer is unsure of location preference, please see below for a few examples to help choose a design layout.

**Warnings** - Eco-Products requires the following warnings on hot cups: "Caution Contents Hot" and "Do Not Microwave". If the artwork supplied by customer does not include such notations, it will be added by Eco-Products designers.

**Additional notations** - Any additional notations that are not included on the customer's logo file will need to be communicated to the designers. These can include warning labels, customer contact info, Microsoft Tag needs, website, etc.

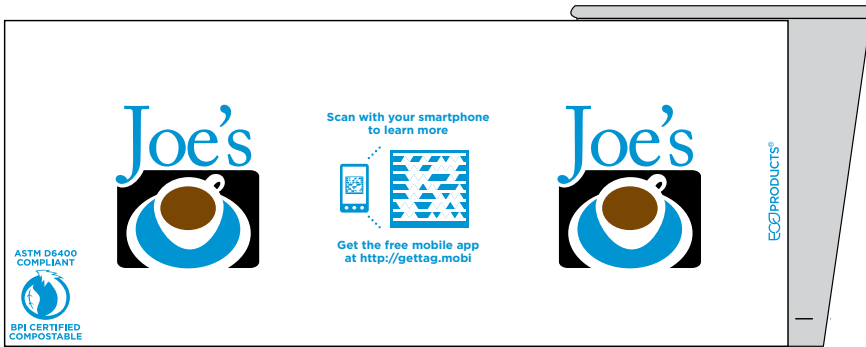


## 5. Sample layouts for reference

Below is a sample of a variety of layouts that can be used for any cup and material type. Use this as a guide to communicate layout needs to product designers. Note - these are only samples and additional information can be added. These are strictly for layout suggestion only.

## Compostable


**A.** Microsoft Tag centered with logos, compost certification near seam



**B.** All compost info along seam with Eco-Products logo



**C.** Eco-Products and BPI logo on bottom of cup evenly spaced between logos




## Recycled Fiber

**A.** Eco-Products logo centered with customer logos, recycled fiber statement underneath logos



**B.** Recycled statement along seam, Eco-Products logo spaced between logos on bottom edge of cup.



## 6. Proof delivery and review

When all artwork, notes, and tag needs are received, a proof will be generated by Eco-Products designers. It will include customer's logo on two sides of cup (unless noted otherwise), all required Eco-Products artwork, and additional requested features as noted by customer. This proof will be the artwork template that must be reviewed by the customer and authorized with signature to continue order.

When reviewing proof please consider the following:

- All spelling and grammar is correct
- Pantone colors are correct
- Artwork meets any state and local laws regarding composting or recyclability (please see your local laws)
- Microsoft Tag is correct and links to the appropriate location
- All additional non-branding text meets customer's need (ex. "Caution contents hot" added when necessary, and any additional warnings, notes, and considerations not included in original artwork files).

**Mock-up Samples- We do not offer mock-up services.**

Final proof will come on an Eco-Products template (see next page for example). Please deliver to customer to sign and fax to number listed on the proof. Only when the final approval has been received and all other paperwork is finalized will order time lines begin. See [http://www.ecoproducts.com/custom\\_printing\\_1](http://www.ecoproducts.com/custom_printing_1) for current time lines.

**Please note - Review and final approval of proof must be done by end customer or their designers. No signatures by distributors or brokers who are not employees of customer will be accepted. It is imperative that the customer has final say in their product.**



# CUSTOM PRODUCT APPROVAL FORM





Eco-Products Inc.  
4755 Walnut Street  
Boulder, CO 80301  
(P) 303-449-1876  
(F) 303-449-1877  
www.ecoproducts.com


Please sign and date where indicated. Eco-Products must have a completed and signed Custom Product Approval form in order to process your Purchase order. Fax Form to: **303-339-6493**

ITEM CODE: EP-BHC8-Z00000

### Color Swatches

Colors may vary up to 5% when printed. Please refer to the Pantone Color Formula Guide for a more exact indication of printed color. Computer monitors and office printers do not accurately represent Pantone colors. White ink does not print under other colors if used in the design. Maximum allowable number of colors are four spot colors. Gradients cannot be printed and color transparencies are considered individual spots and will be charged a plate charges.

-  PANTONE BLACK
-  PANTONE 469
-  PANTONE 7461
-  WHITE INDICATES NO INK



Please be sure color separation and placement is correct. Eco-Products assumes no liability for incorrect copy or art approved by the customer.

When printing on paper products, all colors will be trapped to ensure proper registration on artwork where colors meet. Trapping is not visible on this proof. Alignment along the seam can shift up to +/- 2mm and alignment will not be guaranteed on artwork that cross over the seam.

Please review the following:

- Spelling and punctuation are correct
- All information conforms to any applicable Federal, State, or local laws.
- Colors and color separations/overlaps are correct and colors are noted in the swatch indicator
- The opinions and text expressed on this cup is no way represents Eco-Products, or in no way will Eco-Products be liable for any action taken as a result of the markings or text on this artwork.

By signing this document, I acknowledge everything to be correct and understand the document statements. I authorize Eco-Products to proceed.

\_\_\_\_\_  
SIGNATURE

\_\_\_\_\_  
PRINT NAME

\_\_\_\_\_  
DATE